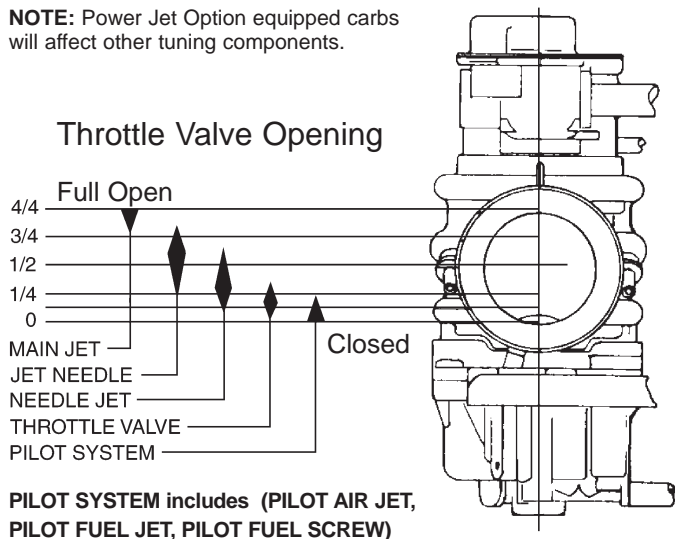


TUNING/JETTING

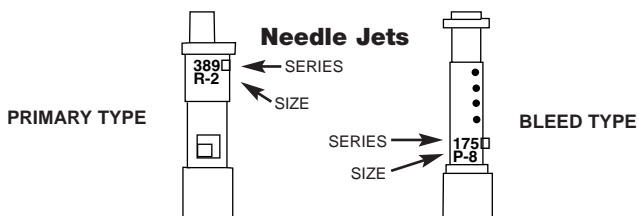
Functional Range Effectiveness of Tuning Parts in Relation to the Throttle Valve Opening (Approximation)

NOTE: Power Jet Option equipped carbs will affect other tuning components.











Main Jets

Description	Part No.	Size Range
 Large Hex	4/042 (Fits VM, TM)	50 - 250 (Increments of 5) 250 - 250 (Increment 10) 500 - 640 (Increment 20) 650, 660, 680, 700, 710, 720
 Small Hex	M10/14	40 - 200 (Increment 5)
 Large Round	N100.604 (Fits RS and HS)	50 - 200 (Increment 2.5) 200 - 215 (Increment 5) 215 - 240 (Increment 10)
 Small Round	N102.221 (Fits SBN)	30 - 190 (Increment 2.5) 190 - 220 (Increment 5) 230, 240, 250
 Press - In	N208.099 Press-In OEM Application	110 - 180 (Increments of 2.5) Needs O-Ring #616-12001
 Large Thread	VM11/22	50 - 180 (Increments of 5)





PARTS STAMPING This marking on a jetting part is your quality assurance guarantee it is a genuine Mikuni component. **DO NOT ACCEPT SUBSTITUTES.**

Pilot Jets

Description	Part No.	Size Range
 VM, TM, TMX	VM22/210 Fits VM, TM, TMX	10 - 60 (Increments of 2.5) 60 - 110 (Increment 5) 100 - 140 (Increment 10)
 RS, HSR	VM28/486 Fits RS, HS	10 - 70 (Increment 2.5)
 OEM TMX, BSR Rhino	N224.103 For CR, RM, YZ, KX	10 - 70 (Increment 2.5)
 OEM	N151.067 Non-Bleed, OEM Applications	30 - 60 (Increment 2.5)
 Bleed Type	BS30/96	30 - 60 (Increments of 2.5)
 B-Type Butterfly Carb	N101.043	30 - 100 (Increments of 2.5) 105 - 160 (Increments of 5)
 Super BN	N100.606 Low Speed Jet for SBN	30 - 160 (Increment 2.5)
 OEM Carbs, Banshee	M28/1001 Banshee OEM OEM Applications	15 - 70 (Increment 2.5)

Air Jets

Starter Jets

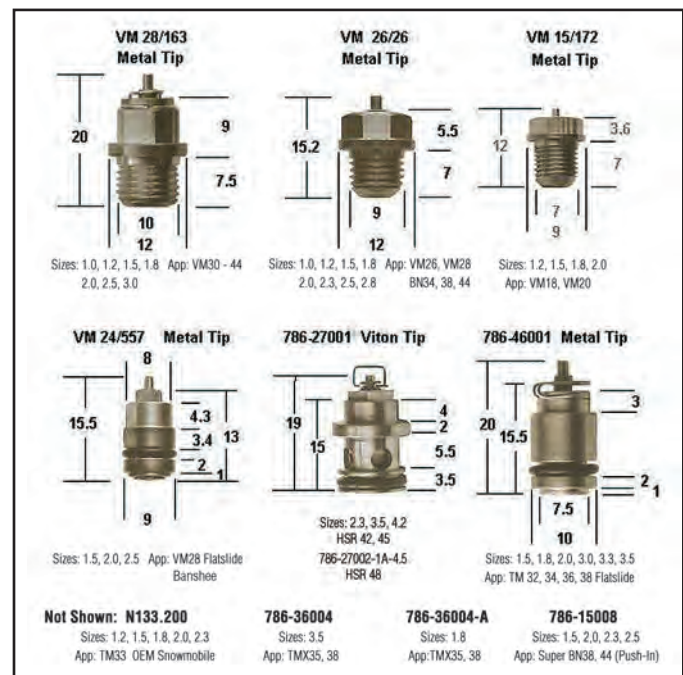

 BS30/97 For Most Mikuni's .5 thru 2.0 Increments of .1	 VM 17/1002 Controls enrichener on TM carburetors 20 thru 120 and 1.0, 1.5, 2.0
--	---

Components

Needle Jets

Carburetor	Part No.	Series	leaner Available Needle Jet Sizes richer
VM30 - VM36 Round Slide	VM34/05 (990-793-004 from P-0 up)	159	N -0, 4, 6, 8; O -0, 2, 4, 5, 6, 8; P -0, 2, 4, 5, 6, 8; Q -0, 2, 4, 5, 6, 8; R -0, 2, 4, 5, 6, 8.
VM38 Round Slide	VM34/17 (990-793-003 from P-0 up)	166	N -6, 8; O -0, 2, 4, 5, 6, 8; P -0, 2, 4, 5, 6, 8; Q -0, 2, 4, 5, 6, 8; R -0, 2, 4, 5, 6, 8.
VM28 - VM30 Small Body	VM30/38	169	N -0, 4, 6, 8; O -0, 2, 4, 5, 6, 8; Q -0, 2, 4, 5, 6, 8.
VM28 Round Slide TM28 Flat Slide	VM30/46	175	O -0, 2, 4, 5, 6, 8; P -0, 2, 4, 5, 6, 8.
VM30 - VM36 Round Slide Body	VM32/19	176	O -2, 4, 5, 6; P -2, 4, 5, 6, 8.
VM26 Round Slide Body	VM28/86	182	N -6; O -0, 2, 4, 5, 6, 8; P -0, 2.
VM40 - VM44 Round Slide Body	VM44/10	224	Z -0, 2, 4, 6, 8, 9; AA -0, 1, 2, 4, 5, 6, 8, 9; BB -0, 2, 3, 5, 9; CC -0, 5, 9.
Yamaha OEM	VM38/41	247	O -0, 2, 4, 6, 8; P -2, 4, 5, 6, 8; Q -0, 2, 4, 5, 6, 8; R -0, 2, 4, 6, 8.
TM32 - TM38 Flat Slide Body	785-24001	389	O -0, 2, 4, 6, 8; P -2, 4, 5, 6, 8; Q -0, 2, 4, 6, 8; R -0, 2, 4, 6, 8.
VM38 (Same 166 OEM) OEM Round Slide	785-23005	480	N -6, 8; O -0, 2, 4, 5, 6, 8, 9; P -0, 1, 2, 4, 5, 6, 7, 8, 9; Q -0, 2, 4, 5, 6, 8; R -0, 1, 2, 4, 5, 6, 8.
RS34 - RS40 HS40 - TM36	784-13002	568	Q -6, 8; P -0, 2, 4, 5, 6, 8; Y -0, 2, 4, 5, 6, 8; Z -0, 2, 4, 5, 6; BB -0.
TMX OEM Series Flat Slide Body	784-13005	633	S -4, 6, 7, 8; T -0.
TM33 Flat Slide Body	784-241111	640	P -4, 6, 8; Q -0, 2.
HSR42-48 Roller Flat Slide	784-430000	723	Y -2, 4, 6, 8; Z -0.
TMX-X OEM Series	784-410002	914	S -2, 4, 7, 8, 9; T -0.
TM24 Flat Slide	784-21005	454	P -8, Q -0, Q -8.

Needle & Seat Assemblies



TUNING/JETTING

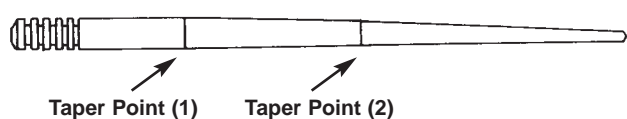
The Jet Needle controls the fuel mixture in the mid-range (1/4-3/4) throttle position. The taper of the needle determines the amount of fuel. For example: the thinner the diameter of the needle, the more fuel will be drawn. The thicker the diameter of the needle, the less fuel can be drawn.

TWO TYPES OF NEEDLES

Single Taper Type



Double Taper Type



NEEDLE TAPER DIAMETER DIMENSION CHART

D-1 through D-5 indicates diameter (mm) at each point.

	A	B	D-1	D-2	D-3	D-4	D-5
4E1	50.3	28.0	2.515	2.515	2.345	2.127	1.924
4J13	50.2	24.0	2.513	2.513	2.230	1.800	1.400
4L6	50.3	24.5	2.515	2.515	2.178	1.660	1.190
4J11	41.5	21.3	2.512	2.506	2.188	1.776	

D-1 through D-6 indicates diameter (mm) at each point.

	A	B	D-1	D-2	D-3	D-4	D-5	D-6
5F3	58.0	27.4	2.519	2.519	2.419	2.135	1.863	
5EJ11	60.3	28.5	2.515	2.515	2.515	2.241	1.839	1.420
5FL11	60.3	28.2	2.518	2.518	2.438	2.175	1.740	1.256
5FL14	58.0	28.0	2.520	1.520	2.440	2.170	1.735	
5FL7	58.0	28.0	2.518	2.518	2.440	2.170	2.170	1.735
5DP7	57.6	26.4	2.512	2.512	2.440	2.259	1.580	
5J6	58.0	27.5	2.518	2.518	2.340	1.890	1.450	
5L1	58.0	27.0	2.518	2.518	2.330	1.811	1.297	
5J9	58.0	27.0	2.522	2.520	1.432	1.996	1.505	

D-1 through D-6 indicates diameter (mm) at each point.

	A	B	C	D-1	D-2	D-3	D-4	D-5	D-6
6F5	62.3	38.1	19.0	2.515	2.456	2.454	2.364	2.098	1.840
6F4	62.3	32.0	19.4	2.515	2.442	2.436	2.206	1.939	1.678
6F8	62.3	34.0	21.5	2.512	2.512	2.386	2.214	1.945	1.688
6F16	64.6	31.2	18.4	2.520	2.404	2.400	2.201	1.941	1.679

SERIES TYPE

APPLICATION

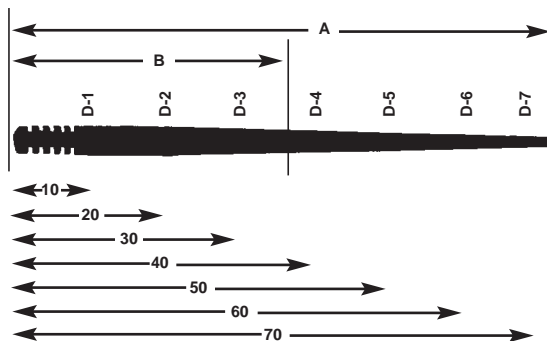
#4	All 18mm Carburetors 22mm and 24mm Flange
#5	26mm-32mm Spigot 28mm-34mm Flange
#6	30mm-38mm Spigot
#7	40mm and 44mm Spigot
#8	HSR 42/45 Carbs
#9	RS and HS Carbs

D-1 through D-6 indicates diameter (mm) at each point.

	A	B	D-1	D-2	D-3	D-4	D-5	D-6
6DH2	62.3	28.0	2.511	2.511	2.466	2.295	2.000	1.660
6F9	62.3	28.9	2.516	2.516	2.475	2.210	1.949	1.678
6CF1	61.5	29.5	2.512	2.512	2.429	2.240	1.974	1.710
6FJ6	62.3	35.2	2.505	2.505	2.505	2.376	2.040	1.606
6DH3	62.3	22.0	2.512	2.512	2.458	2.286	1.948	1.607
6L1	62.3	37.0	2.512	2.512	2.512	2.335	1.826	1.313
6DP17	62.3	32.1	2.518	2.518	2.518	2.372	1.834	1.141
6N1	62.3	37.0	2.514	2.514	2.514	2.278	1.672	1.058
6DP1	62.3	28.9	2.511	2.511	2.476	2.312	1.748	1.075
6DH4	62.3	25.5	2.520	2.520	2.440	2.258	1.915	1.575
6DH7	62.2	28.5	2.516	2.516	2.505	2.316	2.009	1.688
6DH8	62.2	20.3	2.538	2.538	2.436	2.208	1.827	1.497
6FL14	62.1	26.7	2.538	2.538	2.538	2.233	1.649	1.218
6F15	62.2	19.8	2.535	2.538	2.461	2.208	1.979	1.649
6DP10	62.4	26.5	2.51	2.51	2.44	2.26	1.56	.89
6F13	64.2	32.8	2.50	2.46	2.46	2.24	1.97	1.70
6DJ30	64.7	26.3	2.51	2.51	2.45	2.09	1.66	1.24

D-1 through D-7 indicates diameter (mm) at each point.

	A	B	D-1	D-2	D-3	D-4	D-5	D-6	D-7
7DH5	72.2	27.4	2.98	2.98	2.94	2.78	2.44	2.08	1.72
7F7	72.3	33.1	2.99	2.99	2.99	2.80	2.54	2.28	2.02
7F6	72.3	29.0	3.00	3.00	2.95	2.68	2.41	2.14	1.87
7DH3	72.5	28.1	2.98	2.98	2.96	2.80	2.47	2.11	1.76
7DH2	75.3	31.6	2.99	2.99	2.99	2.84	2.66	2.27	1.92



Components




JET NEEDLE NUMBER	APPLICATIONS	NEEDLE DIAMETER BEFORE TAPER (mm)	AIR FUEL RATIO
6FJ41 6FM46 6FJ40 6DP04	TM38 FLATSLIDE ↕	2.522 2.522 2.522 2.515	LEANER ↕ RICHER
6EJ12-60 ↕ 59 58 57 56 55 54 ↕ 53	Early TMX38 FLATSLIDE ↕	2.60 2.59 2.58 2.57 2.56 2.55 2.54 2.53	LEANER ↕ RICHER
6EN11-58 ↕ 57 56 55 54 53 ↕ 52	Early TMX35 FLATSLIDE ↕	2.58 2.57 2.56 2.55 2.54 2.53 2.52	LEANER ↕ RICHER
9DZH01 (STD) 9DZH03 9DZH04	RS34-36 SMOOTHBORE	2.50 2.49 2.48	LEANER ↓ RICHER
9CHY03 (STD) 9CHY05 9CHY06	RS38-40 SMOOTHBORE	2.99 2.98 2.97	LEANER ↓ RICHER
8DDY01-98 ↕ 97 (STD) 96 ↕ 95	HSR42 ↕	2.98 2.97 2.96 2.95	LEANER ↕ RICHER
8CFY02-98 ↕ 97 (STD) 96 ↕ 95	HSR45 ↕	2.98 2.97 2.96 2.95	LEANER ↕ RICHER
J8-8CFY15-98 ↕ 97 (STD) 96 ↕ 95	HSR48 ↕	2.98 2.97 2.96 2.95	LEANER ↕ RICHER

BSR Type Carburetor Rebuild Kits

Mikuni BSR Carbs are OEM on many Japanese ATVs, etc.

- MK-BSR33** BSR 33mm Rebuild Kit
- MK-BSR42** BSR 44mm Rebuild Kit
- MK-405** BSR 33/42mm Air Cut-Off Valve Rebuild Kit



POCKET TUNER

A pocket-size slide calculator which determines required jetting changes in Mikuni carburetors due to ambient temperature, altitude, or both. It also provides a guide for determining rich or lean carburetor conditions. The Pocket Tuner is applicable to both single and multi-carburetor applications on two stroke and four-stroke engines. **MK-550-TNR**

THROTTLE SLIDES

NOTE: Brass slides are chrome plated.
Aluminum slides are anodized, Xylan or Nickel-plated.

PART Number	CARB Application	SLIDE Material	IDLE SCREW Location	GUIDE PIN Groove Width	CUT-A-WAY Available
VM28/56	26-28 Spigot	Brass	Left	2.05mm	1.5, 2.0
VM30/176	30 Small Body	Brass	Left	2.05	1.0 thru 3.5
VM32/65	30, 32, 34 Spigot	Brass	Right	2.60	1.5 thru 3.5
VM34/110	30, 32, 34 Spigot	Brass	Left	2.60	1.0 thru 3.5
VM36/36	36 Spigot	Brass	Left	3.05	1.5 thru 3.5
VM36/39	36 Spigot	Brass	Right	3.05	3.0, 3.5
VM38/24	38 Spigot	Brass	Right	3.05	1.0 thru 3.5
VM38/52	38 Spigot	Brass	Left	3.05	1.5 thru 3.0
VM40/02	40, 44 Spigot	Alum.	Left	3.05	0.5 thru 4.0
VM44/23	40, 44 Spigot	Brass	Left	3.05	1.5 thru 4.0
832-39012	TM32-34	Alum.	Left		4.0
832-41018	TMX38	Brass	Left		5.0
832-43002	TM36, 38-1,3	Alum.	Left		1.5 thru 5.0
832-43011	TM38-85, 86	Alum.	Left		2.5 thru 4.5
999-832-014	TMX35, 38	Alum.	Left		2.5 thru 6.0
999-832-017-IH	TMS38,125	Alum.	Left		None